

# KIDS CLUB BY POST

Weekly Pack 10  
01/06/20

## In the name of Jesus

Story and activities to do at home  
while we are unable to meet.

Dont worry if you don't do everything in here.  
Just do what you fancy and have fun!



**This pack has been prepared by:**

Andy Hughes - Urban Saints Wales, Susan Williams - Cynllun EFE and Capel Caersalem, Caernarfon,  
Nia Williams - Capel y Drindod Pwllheli, Jennifer Roberts - Eglwys Unedig Jerwsalem Bethesda  
with help, ideas and resources from Cass Meurig, Kathryn Williams, Jo Palmer, Gwyn Rhydderch,  
Morgan Bryn, Wilson Beare, Leah Montgomery, Rachel Hughes & Greg Leavers

Mae yna  
fersiwn  
Cymraeg  
ar gael  
hefyd

Please note that, for copyright reasons, this pack may ONLY be distributed in full, free of charge.  
No single part of it may be separated or copied into any other publication without permission.  
Contact [AHughes@saintygymuned.org](mailto:AHughes@saintygymuned.org)

# Story



## New Living Translation

Peter and John went to the Temple one afternoon to take part in the three o'clock prayer service. As they approached the Temple, a man lame from birth was being carried in. Each day he was put beside the Temple gate, the one called the Beautiful Gate, so he could beg from the people going into the Temple. When he saw Peter and John about to enter, he asked them for some money.

Peter and John looked at him intently, and Peter said, "Look at us!" The lame man looked at them eagerly, expecting some money. But Peter said, "I don't have any silver or gold for you. But I'll give you what I have. In the name of Jesus Christ the Nazarene, get up and walk!"

Then Peter took the lame man by the right hand and helped him up. And as he did, the man's feet and ankles were instantly healed and strengthened. He jumped up, stood on his feet, and began to walk! Then, walking, leaping, and praising God, he went into the Temple with them.

All the people saw him walking and heard him praising God. When they realized he was the lame beggar they had seen so often at the Beautiful Gate, they were absolutely astounded! They all rushed out in amazement to Solomon's Colonnade, where the man was holding tightly to Peter and John.

*Acts 3:1-11*

Taken from the Holy Bible, New Living Translation © 1996,2004.

Used by permission of Tyndale House Publishers Inc., Carol Stream, Illinois 60166.

All rights reserved.



## Simple Version

One day, Peter and John were on their way to the Temple and they met a man who couldn't walk. People carried him there every day. He asked Peter and John for some money, but Peter said to him, 'In the name of Jesus, get up and walk!' And the man leapt up and started walking! He went into the Temple and praised God. Everyone thought it was amazing!

## Questions to discuss

After reading the story together, you could discuss these questions as a family:

1. Is there anything you can't do?
2. If you had one wish, what would it be?
3. How do you think the man in history felt when he was able to walk for the first time?
4. Why do you think Peter and John spoke in the name of Jesus for the man to be healed?



O God,  
Thank You that you know everything  
we need.

Thank You for our health.

Thank you for the wonderful way you healed the man in the story.

Please help people who are ill today.

Thank You for the nurses and doctors who care for us when we are ill.

Thank you for the ambulance people who help the sick.

Please help the doctors and nurses and ambulance people in their work,  
and keep them safe.

Amen.

## Short prayer



# Colouring



Peter said, "I don't have any silver or gold for you. But I'll give you what I have. In the name of Jesus Christ the Nazarene, get up and walk!"

Acts 3 verse 6



# PETER heals the lame man

Print Free: [www.lambsongs.co.nz](http://www.lambsongs.co.nz)

By Jill Kemp

Illustrated by Richard Gunther



After Peter and John had been filled with the Holy Spirit, they told people about Jesus Christ the risen saviour and healed people in Jesus name.



Peter and John, two of Jesus' disciples, went together to the Temple in Jerusalem for afternoon prayers. Near the entrance called the Beautiful Gate, they saw a lame man.



He had never been able to walk since he was born and his legs were weak. His friends put him near the Temple so that kind people passing by would give him food or money.



When Peter saw the lame man he said to him, "Look at me." "I don't have any money, but I will give you what I do have."




Peter took the man by the hand and said to him, "In the name of Jesus Christ of Nazareth, stand up and walk!"



The lame man was not expecting a miracle, but that is what God gave to him! Straight away his feet and ankles became strong.



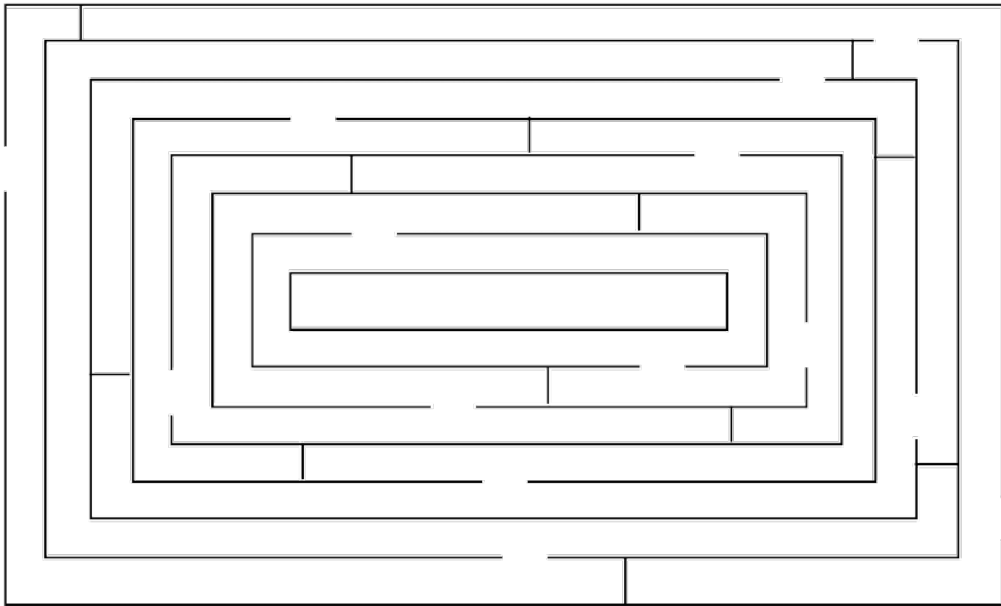
He stood up for the first time in his life and began jumping and shouting thanks and praises to God. People were amazed when they saw the miracle.



"I don't have the power to make this man walk," said Peter. "He has been healed by believing in Jesus Christ who has risen from the dead." Many people believed in Jesus that day.

# Puzzles

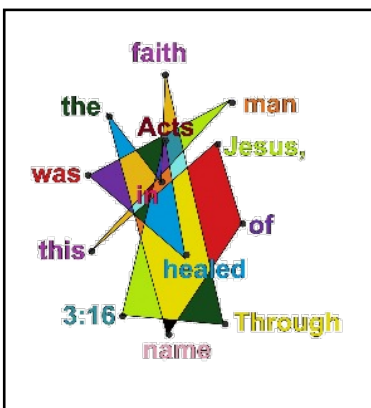
Can you help Peter and John reach the man who couldn't walk?



## Verse dots

Draw a line from one word to another in the order of the verse.  
Color the pattern the lines are made in, and the letters of the verse.

**"Through faith in the name  
of Jesus, this man was  
healed."  
(Acts 3:16)**



faith

the

Acts

man

Jesus,

was

in

of

this

healed

3:16

Through

name



# Wordsearch

V N I B N J I C T M V N W Z F W Q R  
 G E B E G E D F Y W K X U N M Y S K  
 X O J L E K H D I C X G A S N R X L  
 U I L O J W L P R A I S I N G U D P  
 I R I D H V F Z B P L W Z O C N E E  
 O M I X J N P K Z G V S W I J V H R  
 W V O G T Y E B I U S I Z D R I G K  
 C T X H I T Y P E N R E E A I P U A  
 L S I W A V R G E A Y V G Y R Z M M  
 C M Y G K X E M O T U G K O D O L A  
 P J W W H G A W Y K E T B E R M E Z  
 T A R A T L A V H B J R I G N H A E  
 H E S I L V E R U I E R Q F H O P M  
 X T M G N K D Z H E R Q D T U Q I E  
 X B L P V N I A V A I U I Q K L N N  
 G X R Z L S V N C R O X R T X A G T  
 N Q D E T E Q X G J U J T X U J O V  
 G T Y O F L S I H E A L I N G M H Q

PETER  
 JOHN  
 TEMPLE  
 BEGGAR  
 LAME  
 CARRIED  
 BEAUTIFUL  
 GATE  
 BEG  
 SILVER  
 GOLD  
 GIVE  
 HEALING  
 WALKING  
 LEAPING  
 PRAISING  
 AMAZEMENT



## Links

Video: The blessing - Makaton <https://www.youtube.com/watch?v=va048-XxFTI&t=4s>

Peter sketch <https://youtu.be/roaBgSafAJY>

Video of song of the week <https://youtu.be/ZQp3x6IBCDw>



Video of the story <https://youtu.be/xgINibdPzXk>



Cartoon of the story <https://www.youtube.com/watch?v=orp4ZT9710Y&t=36s>

Information about Guardians of Ancora - a free game app. <https://guardiansofancora.com/>

Pole & Hannah's Sunday Club in a stable (subscribe free)

<https://www.youtube.com/channel/UCcVWq9xFIKOiE6ZVSBbJPQw>

Other resources: <https://www.prayerspacesinschools.com/prayer-spaces-at-home>

# Challenges



## The stick challenge

**You will need:** a stick or a floor brush.

**The challenge:**

- Lie down on your belly.
- Put the stick or floor brush across your back and hold it with your arms.
- The challenge is to get on your feet without dropping the stick!




## Overhead challenge

**You will need:** 10 toys and a box or basket to hold the toys

**The challenge:**

- Put the toys in a pile.
- Put the basket or box down and the pile of toys with space for you to lie between the two.
- Lie on your back.
- Raise one toy at a time with your feet, then lift your feet over your head to put the toy in the box/basket.



## Create the Beautiful Gateway with different materials

Create the Beautiful Gateway at home by using different materials around one door in your home. Then draw it. Think about where by the entrance gate was the beggar sitting who couldn't walk and where he was healed when Peter spoke.



## A kind act

How can we be very good friend like the friends who carried the man every day to sit beside the Beautiful Gate?

Think of acts of kindness you could do during the week like:

- washing dishes without anyone asking you to
- make a drink for someone
- tidying up
- making a picture for someone



How about making a model of the story using your Lego?





# Craft

## String Marionette Puppet

### You will need:


White & coloured card, wool, thin string, 2 x 1p, 4 x lollipop sticks, ruler, glue stick, Sellotape, felt pens, blue tack, scissors, hole punch.



1. On coloured card draw a rectangle 11cm x 9cm. Cut out.




2. Measure 3cm from each corner & draw a dot.



3. Use hole punch to make 4 holes over the dots.



4. Roll up card & stick together with Sellotape.



5. Draw a head & neck on white card. Cut out.



6. Draw a face & colour in.



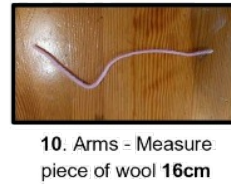
7. Draw 2 ovals for feet & cut out.



8. Use hole punch to make a hole in each foot.



9. Draw 4 smaller ovals for hands & cut out.




10. Arms - Measure piece of wool 16cm long & cut.



11. Put glue on 1 hand, stick end of wool to hand & then cover with 2<sup>nd</sup> hand.



12. Thread wool through top holes on body & then repeat step 11.



13. Legs - Measure piece of wool 26cm long & cut.



14. Thread wool through hole on foot & Sellotape to secure.




15. Thread wool through bottom holes on body & then repeat step 14.



16. Add blue tack to the bottom of each foot & stick 1p.



17. Stick head to top of body with Sellotape.



18. Use 2 lollipop sticks to make a cross & keep in place with blue tack. Wind some wool around the middle of the cross and tie tightly to secure shape.



19. Measure thin string or cotton 35cm long & cut.



20. Fold string in half & tie to middle of cross. Attach the ends of the string to the back of the head.




21. Measure 2 pieces of thin string 23cm long & 2 pieces of thin string 33cm long.



22. This is the tricky bit so read carefully.....

Place the puppet on the table facing away from you & put the lollipop stick cross in front of you (like the picture). Tape the 23cm string to the 2 sticks closest to the puppet & tape the 33cm string to the 2 sticks farthest from you.



23. Tape the 23cm string to the hands & the 33cm string to the feet.



24. Hold the lollipop cross & carefully lift your puppet up. By moving the cross you can get your puppet to walk & dance & jump like the man in the story!



# Recipe

## Chocolate Money

You can use any type of chocolate as long as it's good quality. You will need a silicone or plastic mold or you could use plastic cups or empty yoghurt pots. Finish them off with your favorite combination of flavours. Make sure each ingredient is crushed very finely.



### Ingredients

300g white, brown or dark chocolate (70%)  
Edible gold or silver leaves (optional)

### Ideas for different flavours

Pistachos and honey  
Cranberries and black pepper  
Sea salt  
Honey-roasted peanuts and honeycomb  
Chilli and lime skin



### Method

1. Fill a medium-sized saucepan  $\frac{1}{4}$  full of water and place over medium heat.
2. Break the chocolate and place it in a heat-resistant bowl and then place the bowl over the pan but don't let it touch the water. Continue stirring the chocolate until it is completely melted.
3. Place the melted chocolate into a jug and then pour a small amount of it into the plastic or silicone mold, to about 3mm deep.
4. If you're using a combination of different flavors, just finely sprinkle them over the melted chocolate.
5. Place the mold in the fridge for 4 hours for the chocolate to harden.
6. Remove the mold from the fridge, turn it upside down and tap it to make the chocolate fall out.
7. Decorate the chocolates with gold and silver leaves or spray them with edible glitter dust - or you can leave them as they are.

Peter and John around 3 one day  
Walking to the temple in time to pray  
They saw a lame man being carried their way  
He was there to beg and they heard Him say "Give me money".

Peter and John at the temple court,  
"We've no gold or silver, we're not that sort.  
What we have we give, it can't be bought,  
In the name of Jesus, it's not what you thought,  
"Get up and walk!"

Peter reached out with his right hand,  
to help the man up, til he could stand,  
The feeble legs then filled with strength, and  
Walking, hopping, jumping he shouted a loud  
"Thank you Jesus!"

*Look at what God has done, My new life has just begun,  
Look at what God has done,  
Praise Him, everybody, join in the song  
Look at what God has done. Jesus Christ is the One!,  
Look at what God has done, Look at what the Lord has done.*



# Sing

Song copyright 2020 Greg Leavers

Watch this song and sing along at <https://youtu.be/ZQp3x6IBCDw>

If you'd like a copy of the sheet music, contact Andy Hughes - [Ahughes@saintygyuned.org](mailto:Ahughes@saintygyuned.org)

# Creative Prayer

## Family prayer wall

### You will need:

Hooks or magnets

Luggage labels (or card, a hole punch, scissors & string to make some)

A large jar or container



### What to do:

There are 3 variations of this activity:

- Use rows of hooks on a wall or cupboard
- Use magnets on your fridge door



The idea is to create a family prayer wall. You can assign topics to each of the rows.

For example the first row could be for prayers to do with your family, the second for prayers about the Covid19 eg. NHS workers, people who are ill, government and the third for other people you'd like to pray for.

Write/draw your prayers on the luggage tags and hang them up so you can see them each time you pass by.

When your prayers are answered, take the tag off and put it in a jar so you have a visual reminder that God hears you and is faithful in answering.

This is an activity you can continue during the weeks to come.

## Plasters prayer

### You will need:

- Plasters
- Felt pens
- Cardboard cut to cross shape

### What to do:

- Think of someone you know who is ill.
- Write the name of the person on the plaster.
- Stick the plaster to the cross shape.
- Ask God to help the sick person in the name of Jesus.





# Games



## Race in a bag


### You will need:

- A strong shopping bag for each player
- 12 tins of food

### How to play:

- Place 6 tins per player in a row with space between them.
- The 2 players stand in the shopping bags and grab the handles.
- The players jump in a path in and out of the tins.
- The first to reach the end without hitting the tins is the winner.

After being healed, the man in the story jumped and praised God because he was so happy!



## Choices! Choices!

### You will need:

- The cards of choices (below)
- Two or more players

### How to play:

- Cut out the choice cards.
- Each player in turn selects one of the choice cards
- He/she has to choose e.g. chocolate chip or cake, and explain why they chose it.

Fly a kite <b>OR</b> ride on a scooter	Be the cleverest <b>OR</b> be the funniest	Be a famous singer <b>OR</b> famous actor	Be able to fly <b>OR</b> be invisible	Be able to control weather <b>OR</b> talk with animals
Live on the moon <b>OR</b> live on planet Mars	Be able to speak every language <b>OR</b> play every instrument	Keep a dinosaur <b>OR</b> a dragon as a pet	Be able to play piano <b>OR</b> guitar	Be very fast <b>OR</b> very strong

OR

- A player chooses a card, then each player says which one they choose and why.

*The man in the story was asking for money, but Peter and John gave him something much better. Through the power of Jesus, the man was healed and was able to walk for the first time ever!*

## Doing it unusually!

Try a variety of ordinary tasks but try to do it without your full abilities. For example, try writing your name using the pencil in your mouth or paint a picture with the paintbrush between your toes

